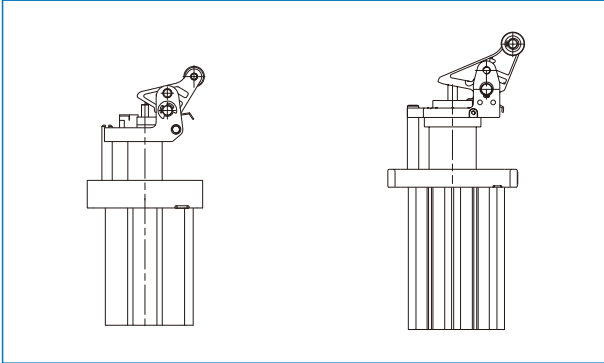


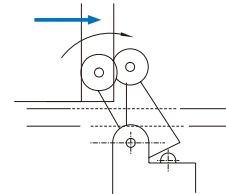
Pallet Control Cylinder

STOPPER CYLINDER

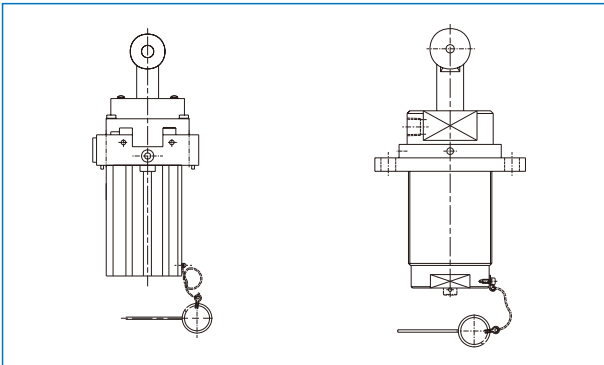
Shockless stopper cylinder



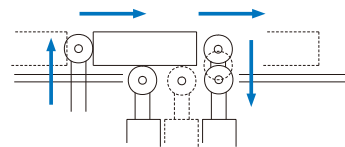
The built-in shock absorber softly catches and stops the work carrier. The strength of absorber can be easily adjusted, which makes the cylinder work in the best condition, conforming to the speed of the conveyor line and the weight of the work carrier.



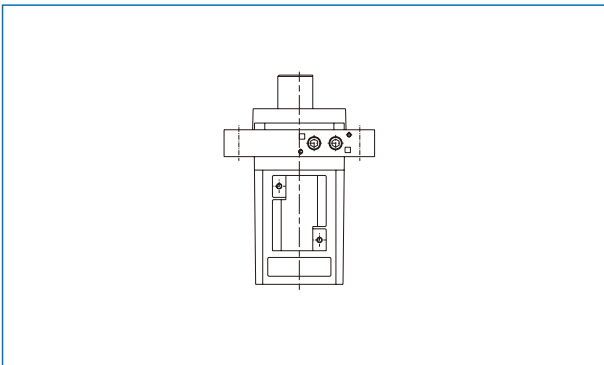
Stopper cylinder with roller



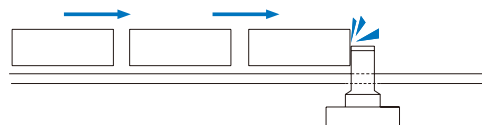
The top rollers with the built-in spring return in touch with the bottom of the work carrier. Automatically returns up to the original position as the work carrier pass by, and immediately works as a stopper for the next work carrier. Therefore the timing carriers does not need to be taken.



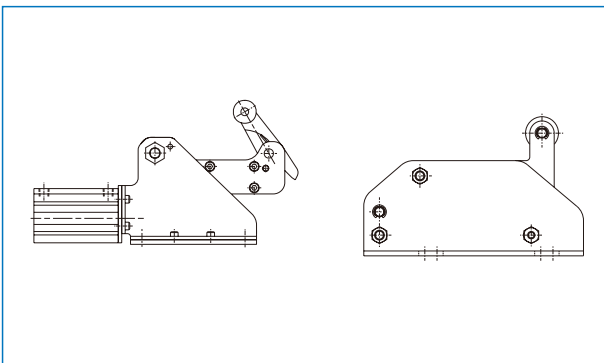
Direct stopper cylinder



Rod and cylinder are designed for toughness against the large side load. Also suitable for the relatively slowmoving conveyor line with the heavy work carriers.



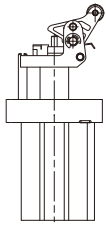
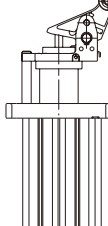
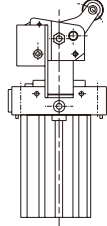
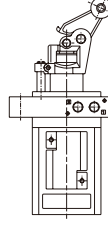
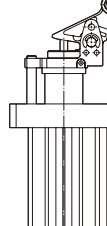
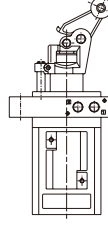
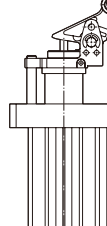
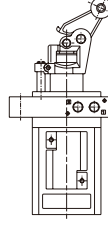
Horizontal stopper cylinder

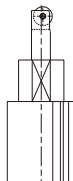
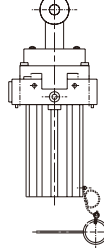
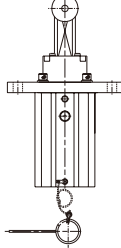
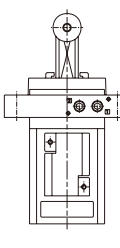
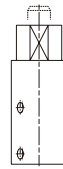
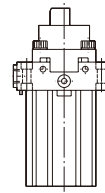
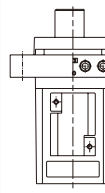


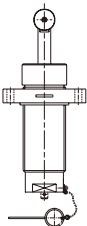
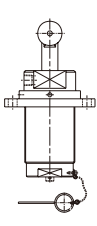
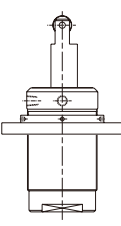
Horizontal stopper cylinder of lower height for conveying the heavy work carriers. Suitable as a stopper cylinder for accumulating line, ageing line, and mult-stage conveyor line. Softly stops the work carriers of heavy weight and high speed.

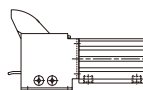

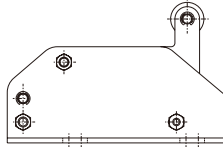
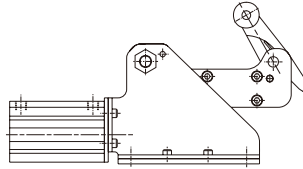
Pallet Control Cylinder

STOPPER CYLINDER

Model	MSB* series							
	MSBE				MSBD			
Operation type	Double acting with spring				Double acting with spring			
	Shockless stopper				Shockless stopper			
Standard stroke	ø32-20	ø50-30	ø63-30	ø80-40	ø32-20	ø50-30	ø63-30	ø80-40
Magnet	With magnet	With magnet	With magnet	With magnet	With magnet	With magnet	With magnet	With magnet
Diagram								

Model	MSB* series						
	MSBR				MSBS		
Operation type	Double acting	Single acting (Spring extended)			Double acting		
	Stopper with roller				Direct stopper		
Standard stroke	ø20-20	ø32-20	ø40-30	ø50-30	ø20-10	ø32-20	ø50-30
Magnet	With magnet	With magnet	Without magnet (*)	Without magnet (*)	With magnet	With magnet	With magnet
Diagram							

Model	MSAR		
Operation type	Single acting (Spring extended)		
	Stopper with roller		
Standard stroke	ø32-30	ø50-30	ø80-30
Magnet	Without magnet (*)	Without magnet (*)	Without magnet (*)
Diagram			

Model	MSL* series			
	MSLP-P	MSLP-CP	MSLL	MSLD
Operation type	Double acting		Double acting (Spring extended)	
	Direct stopper		Stopper with roller	
Standard stroke	ø32-40		ø25-30	ø40-30
Magnet	With magnet		Without magnet (*)	With magnet
Diagram				

* Magnetic type can not be offered.